

Confidence in Institutions by Gender in Newfoundland and Labrador

Objective

To compare confidence in the police, justice system and courts, school system, Federal Parliament and the Canadian media in Newfoundland and Labrador (NL) by gender.

Practice Points

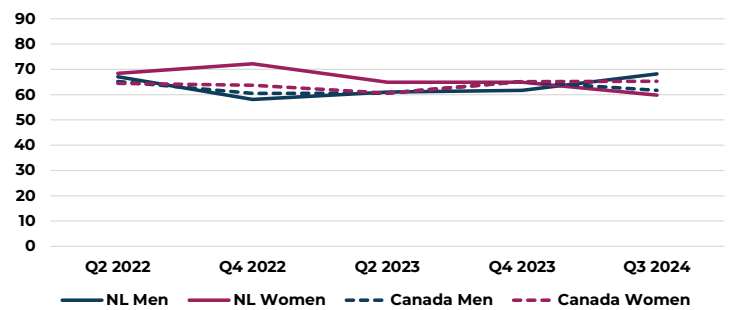
1. Having confidence that institutions will function effectively and treat all people impartially is fundamental to well-being. It can lead to higher life satisfaction and a more hopeful view of the future.
2. Quality of Care NL acknowledges that gender expression exists on a spectrum and not as a binary. Due to limited data availability on gender as well as privacy concerns, this sex/gender-based analysis is limited to male/female or men/women. Please note, the use of the terms sex, gender, male/female and men/women in this analysis correspond with the original data sources.

Methods

1. Data on confidence in institutions (police, justice system and courts, school system, Federal parliament and Canadian media) was obtained from Statistics Canada.
2. Confidence in institutions was measured using the following question, "Using a scale of 1 to 5 where 1 means 'No confidence at all' and 5 means 'A great deal of confidence', how much confidence do you have in the institution?"
3. Indicators were compared over time for NL and Canada by gender and between provinces by gender.

Results

Confidence in the Police



*Data not available for Q3 2022, Q1 2023, Q3 2023, Q1 2024 and Q2 2024

Figure 1. Confidence in the Police (rating 4 or 5) in NL and Canada by Gender (aged ≥ 15 years) (%), Q2 2022 to Q3 2024

- In NL, confidence in the police has decreased for women since Q4 2022 but has increased for men during this time. Across Canada, rates remained more stable for men and women.
- From Q2 2022 to Q4 2023, confidence in the police was higher for women compared to men in NL. In Q3 2024, rates were higher for men in NL. Across Canada, confidence in the police has been more similar for men and women.
- In Q3 2024, confidence in the police was 12% lower for women compared to men in NL but 6% higher for women compared to men across Canada.

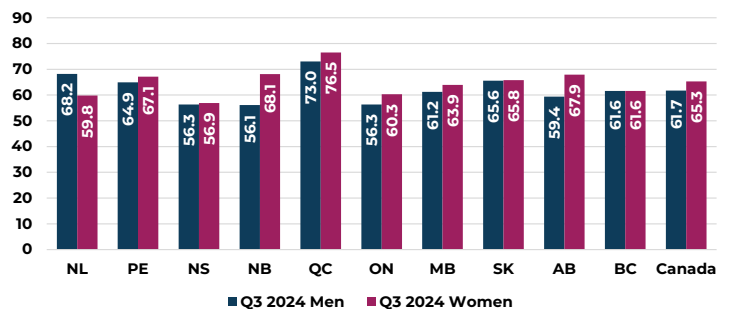
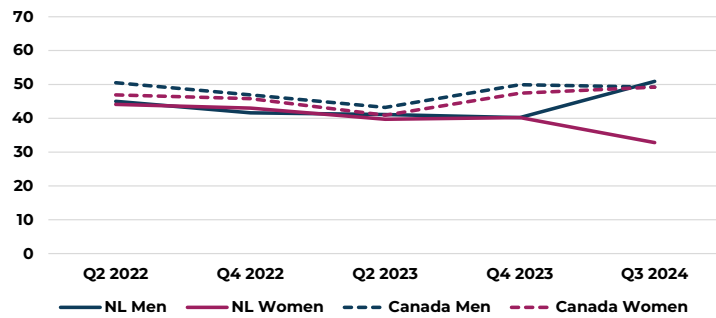


Figure 2. Confidence in the Police (rating 4 or 5) by Province and Gender (aged ≥ 15 years) (%), Q3 2024

- In Q3 2024, men in NL ranked second among the Canadian provinces for their confidence in the police and women ranked ninth (1=best and 10=worst).

Confidence in the Justice System and Courts



*Data not available for Q3 2022, Q1 2023, Q3 2023, Q1 2024 and Q2 2024

Figure 3. Confidence in the Justice System and Courts (rating 4 or 5) in NL and Canada by Gender (aged ≥ 15 years) (%), Q2 2022 to Q3 2024

- Confidence in the justice system and courts decreased for both men and women in NL from Q2 2022 to Q4 2023. Since Q4 2023, confidence in NL continued to decrease for women but increased for men. Across Canada, rates decreased for men and women from Q2 2022 to Q2 2023 but increased again after Q2 2023.
- From Q2 2022 to Q3 2024, confidence in the justice systems and courts was lower for both men and women in NL compared to men and women across Canada (except for Q3 2024).
- In Q3 2024, confidence in the justice system and courts was 36% lower for women compared to men in NL but the same for women and men across Canada.

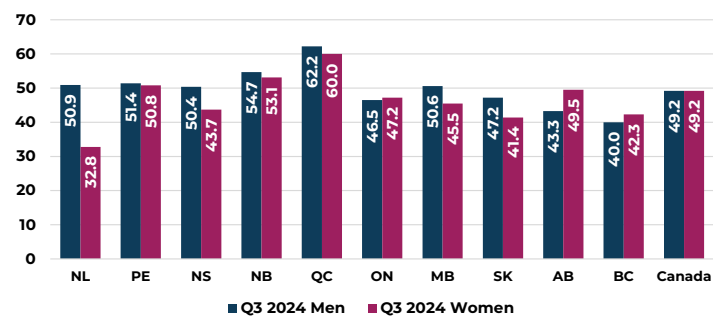
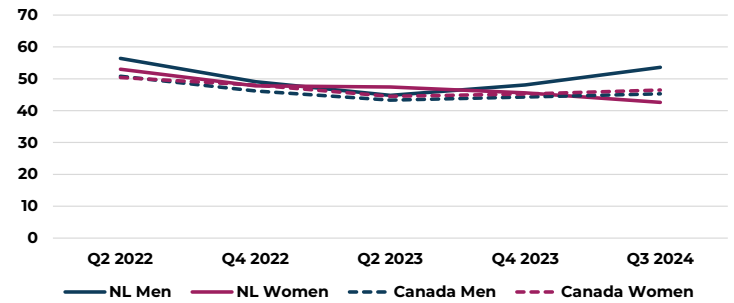


Figure 4. Confidence in the Justice System and Courts (rating 4 or 5) by Province and Gender (aged ≥ 15 years) (%), Q3 2024

- In Q3 2024, NL men ranked fourth among the Canadian provinces for their confidence in the justice system and courts and NL women ranked tenth (1=best and 10=worst).

Confidence in the School System



*Data not available for Q3 2022, Q1 2023, Q3 2023, Q1 2024 and Q2 2024

Figure 5. Confidence in the School System (rating 4 or 5) in NL and Canada by Gender (aged ≥ 15 years) (%), Q2 2022 to Q3 2024

- Overall, from Q2 2022 to Q3 2024, confidence in the school system decreased for women in NL and for both men and women across Canada. For men in NL, confidence decreased from Q2 2022 to Q2 2023 but increased again after this point.
- Confidence in the school system has been slightly higher for both men and women in NL compared to men and women across Canada from Q2 2022 to Q3 2024 (with a few exceptions).
- In Q3 2024, confidence in the school system was 21% lower for women compared to men in NL but similar for women and men across Canada.

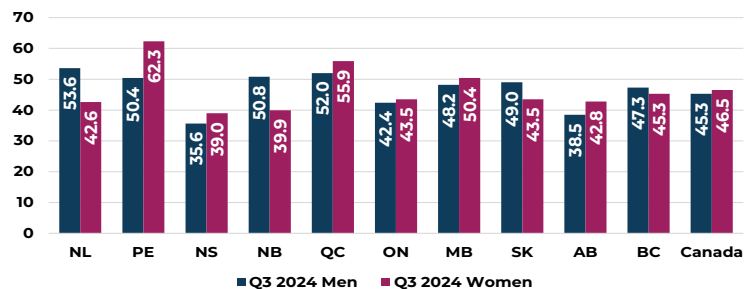
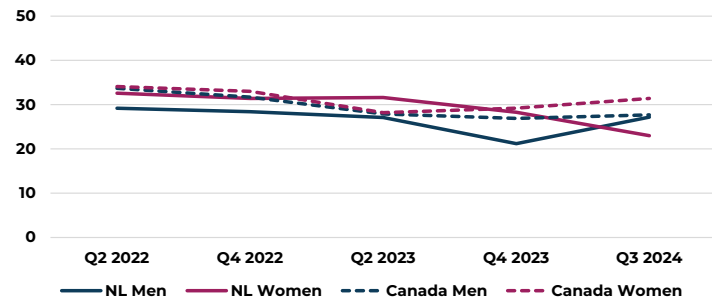


Figure 6. Confidence in the School System (rating 4 or 5) by Province and Gender (aged ≥ 15 years) (%), Q3 2024

- In Q3 2024, NL men ranked first for their confidence in the school system among the Canadian provinces and NL women ranked eighth (1=best and 10=worst).

Confidence in Federal Parliament



*Data not available for Q3 2022, Q1 2023, Q3 2023, Q1 2024 and Q2 2024

Figure 7. Confidence in Federal Parliament (rating 4 or 5) in NL and Canada by Gender (aged ≥ 15 years) (%), Q2 2022 to Q3 2024

- From Q2 2022 to Q4 2023, confidence in Federal Parliament decreased for both men and women in NL. Since Q4 2023, confidence in NL continued to decrease for women but increased for men. Across Canada, rates decreased for men and women from Q2 2022 to Q2 2023 but increased again after Q2 2023.
- From Q2 2022 to Q4 2023, confidence in Federal Parliament was higher for women compared to men in both NL and Canada. After Q4 2023, confidence remained higher for women compared to men across Canada but in NL confidence was higher for men compared to women.
- In Q3 2024, confidence in Federal Parliament was 15% lower for women compared to men in NL and 13% higher for women compared to men in Canada.

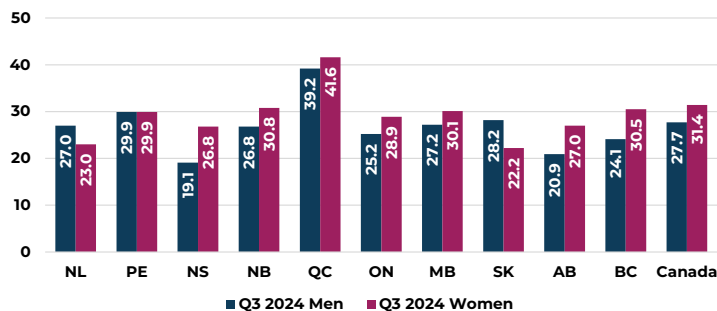
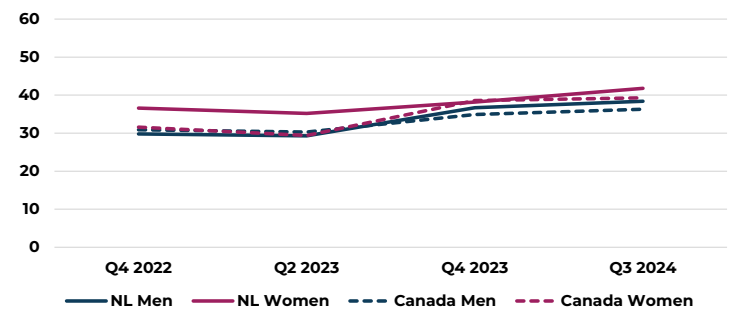


Figure 8. Confidence in Federal Parliament (rating 4 or 5) by Province and Gender (aged ≥ 15 years) (%), Q3 2024

- In Q3 2024, men in NL ranked fifth among the Canadian provinces for their confidence in Federal Parliament and women in NL ranked ninth (1=best and 10=worst).

Confidence in the Canadian Media



*Data not available for Q1 2023, Q3 2023, Q1 2024 and Q2 2024

Figure 9. Confidence in the Canadian Media (rating 4 or 5) in NL and Canada by Gender (aged ≥ 15 years) (%), Q4 2022 to Q3 2024

- Overall from Q4 2022 to Q3 2024, confidence in the Canadian media increased for both men and women in NL and Canada.
- From Q4 2022 to Q3 2024, confidence in the Canadian media was higher for women compared to men in NL. In Canada, rates for men and women were similar until Q2 2023 but after this confidence in the Canadian media was higher for women.

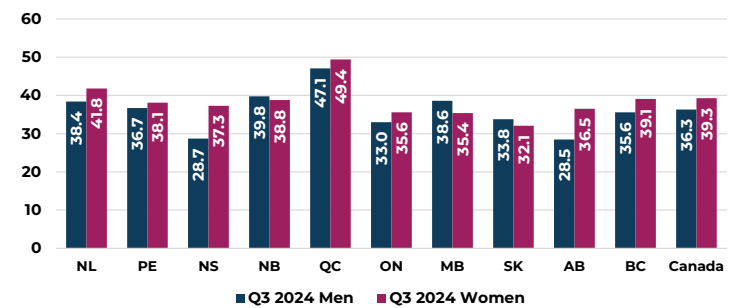


Figure 10. Confidence in the Canadian Media (rating 4 or 5) by Province and Gender (aged ≥ 15 years) (%), Q3 2024

- In Q3 2024, NL men ranked fourth among the Canadian provinces for their confidence in the Canadian media and NL women ranked second (1=best and 10=worst).

Source: Statistics Canada. Table 45-10-0073-01 Confidence in institutions, by gender and province; Canadian Social Survey (CSS), Q2 2022 to Q3 2024.

Conclusions

1. Confidence in institutions varied over time by province, gender and type of institution.
2. Over the past couple of years, confidence in the police has increased for men in NL but continued to decrease for women in NL. Across Canada, confidence in the police has been more stable for men and women.
3. Initially, confidence in the justice systems and courts, the school system and Federal Parliament decreased but over the past year or so it has begun to increase for men and women across Canada and for men in NL. During this time, confidence in these institutions has continued to decrease for women in NL.
4. Confidence in the Canadian Media has increased for men and women in NL and Canada.
5. Overall, confidence in institutions has been low for men and women in NL and across Canada. Approximately two-thirds of individuals have confidence in the police but only half or less have confidence in the school system and the justice system and courts and only one-third have confidence in Federal Parliament and the Canadian media.