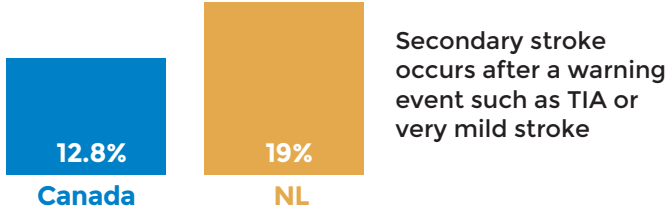


The problem:

Secondary Stroke rate in NL as % of total strokes



Most secondary strokes:

- Are disabling or fatal and occur within 48 hrs-2 weeks
- Are **PREVENTABLE** with rapid management
- Are often the result of high grade carotid artery disease

Carotid Territory TIA is a medical emergency!

Rapid onset symptoms include:

- Unilateral weakness of face/arm/leg
- Speech disturbance (aphasia and/or dysarthria)
- Monocular visual loss (Amaurosis Fugax), or loss of one visual field (Homonymous Hemianopia)

Immediate work-up required

CT head & Carotid studies

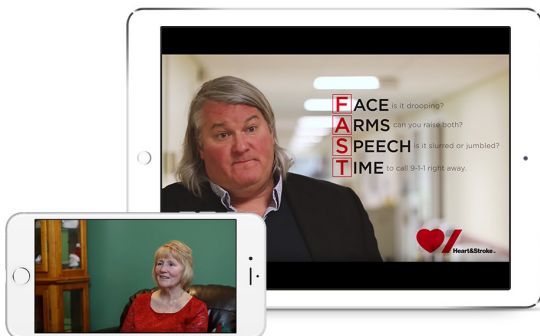
What you can do!

Arrange urgent carotid imaging for patients with rapid onset of carotid territory symptoms. When referring, provide type and timing of symptoms, ensure referrals are legible and transmit urgently.

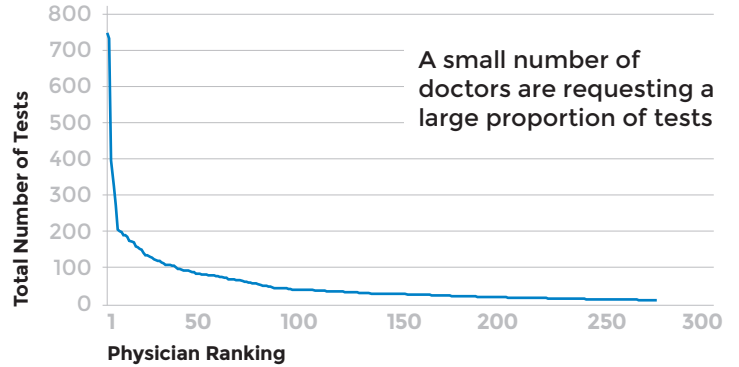
Stroke Prevention videos

WWW.YOUTUBE.COM/WATCH?V=57DSIPA0POA

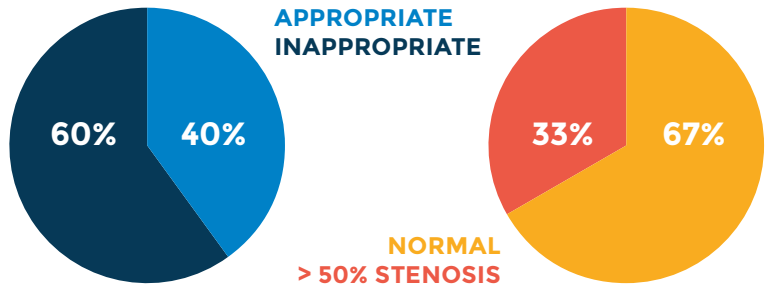
WWW.YOUTUBE.COM/WATCH?V=EVHIJRWE5SI



Ranking of Doctors by Total Number of Referrals for Carotid Artery Testing (2007-15)



Carotid Artery Testing at St. Clare's (2007-15) N=17 600



Don't order a procedure that will not change the patient's clinical course

Carotid Studies are not indicated for:

- Syncope
- Headache
- Dizziness
- Tinnitus
- Carotid bruit
- Pain
- Generalized weakness